

safer starts here

DVR-LX[®]

Ordering Guide



Revision 4.3

May 2024

Table of Contents

Important Notes	2
Mobile Radio Type	3
Compatible Mobile Radios	3
When Pairing with an APX™8500 Mobile Radio	3
How to Interpret a Frequency Plan Diagram	4
Preparing a Quote Without Customer Frequencies	5
Selecting a Frequency Plan	7
Standard Frequency Plans	7
Custom Frequency Plans	7
700MHz Frequency Plans	9
800MHz Frequency Plans	9
VHF 136-174MHz Frequency Plans	11
VHF 136-174MHz Simplex Frequency Plans	12
UHF 380-430MHz Frequency Plans	13
UHF 380-430MHz Simplex Frequency Plans	15
UHF 450-470MHz Frequency Plans	16
UHF 450-470MHz Simplex Frequency Plans	16
Main Models: Dropship to New Part Numbers Mapping	16
700MHz	17
800MHz	18
VHF	19
UHF 380-430MHz	20
UHF 450-470MHz	21
Standalone Accessories	22
Feature Licenses	22
Cables	24
Vehicle Installation Kits	25
Antennas	26
Suitcase Accessories	27
APX™8500 Interface Kits	27
Training	28
Warranties & Services	29

Important Notes

1. **Custom Filtering:** Only the frequency plans shown in this ordering guide are available as standard configurations. For custom filtering, please contact a [Sales Solution Specialist](#) for assistance.
2. **Frequencies Required:** DVR-LX® frequencies must be specified when placing an order since the filters are custom tuned and cannot be re-tuned in the field.
3. **Delivery Time:** Standard DVR-LX® delivery time is 22-24 weeks after receipt of a purchase order and a valid frequency plan. Frequency information must be accurate and in accordance with the frequency plan requirements described in this document in order to avoid delays.
4. **Control Heads:** The APX™ Mobile radio can operate with up to two control heads while interfaced to a DVR-LX® (vehicle mount DVR-LX® model only).
5. **MSU Transmit Power:** In all In-Band configurations, the MSU Transmit power must not exceed 50 Watts on DVRS Enabled MSU Modes due to the in-band filters' power rating. The in-band filters connected to the MSU have typical insertion loss of 1.5dB
6. **Subscriber Options:** APX™ Mobile Radios operating as the host mobile for the DVR-LX® require subscriber option **GA00631** for operation. APX™ Portable Radios operating through a DVR-LX®, utilizing the digital enhanced DVR TRUNKING feature set require subscriber option **QA00631**.

Mobile Radio Type

Compatible Mobile Radios

Please refer to the [Compatibility Charts](#) under the Firmware section for complete information.

When Pairing with an APX™8500 Mobile Radio

1. **Mount Types:** APX™8500 is not compatible with all repeater mount types in all bands:

- Suitcase only supports APX™8500 Mid Power in 700MHz, 800MHz
- Rackmount does not support APX™8500 in any band

[For inquiries regarding an unsupported pairing of APX™8500 with a Suitcase/Rackmount, please contact a Sales Solution Specialist for assistance.](#)

2. **Interface Kits:** Depending on the isolation available between the APX™8500 mobile and DVR-LX® antennas, an interface kit may be required. Download the [Interface Kit Selection tool](#) under the Ordering Guide header to determine which (if any) kit and installation drawing is required.

NOTE: For quoting purposes, the **No Kit** option may be selected but note that there is an additional cost if an interface kit is determined to be required later.

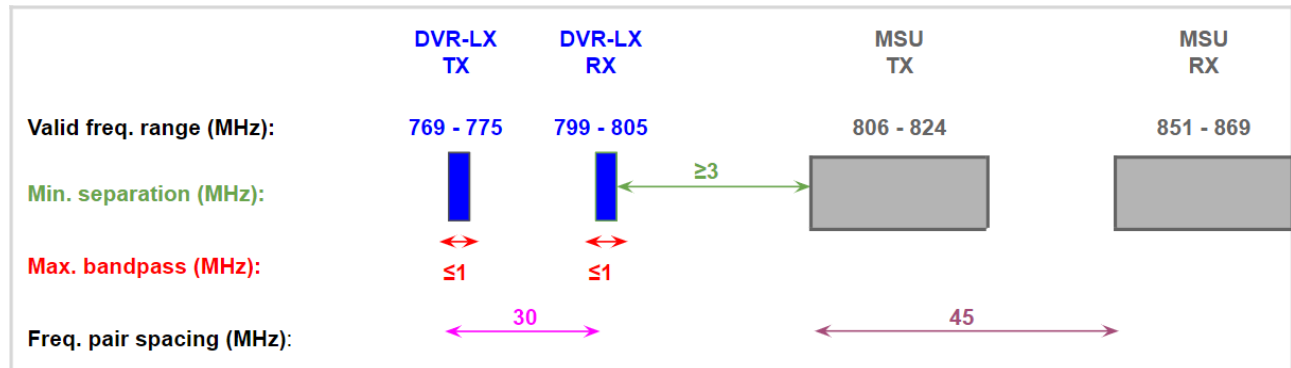
3. **Required Y Cable:** One of the following Y cables are required:

- Without SmartConnect- GA01515 (or KT000247A01 as standalone accessory)
 - splits the J2 into J2 and J600(DB25)
- With SmartConnect- GA01779 (or KT000247A04 as standalone accessory)
 - allows RS232 and USB line to be used concurrently

How to Interpret a Frequency Plan Diagram

Below is an example of a frequency plan with the set of rules that must be met for it to be a valid selection. For this example, additional color coding was added for clarity.

700MHz Frequency Plan Example



- Ensure the DVR-LX and System/Mobile frequencies are within the **Valid frequency range (MHz)**
 - **DVR-LX Tx 769-775** **DVR-LX Rx 799-805**
 - **MSU Tx 806-824** **MSU Rx 851-869**
- Ensure the **Minimum separation (MHz)** frequency requirements are met
 - at least **3MHz** between the highest DVR-LX Rx frequency and the lowest MSU Tx frequency
- Ensure the **Maximum bandpass (MHz)** is not exceeded
 - difference between the highest - lowest DVR-LX Tx frequencies must be less than or equal to **1MHz**
 - difference between the highest - lowest DVR-LX Rx frequencies must be less than or equal to **1MHz**
- Ensure the **Frequency pair spacing (MHz)** is met
 - DVR-LX Lowest Tx and Rx frequencies must be exactly **30MHz** apart
 - DVR-LX Highest Tx and Rx frequencies must be exactly **30MHz** apart
 - MSU Lowest Tx and Rx frequencies must be exactly **45MHz** apart
 - MSU Highest Tx and Rx frequencies must be exactly **45MHz** apart
- Each frequency plan identifies the repeater mount type that is it compatible with
 - Vehicle Mount (**VM**)- check mark indicates supported
 - Suitcase (**SC**)- check mark indicates supported
 - Rackmount (**RM**)- white indicates not supported

VM	SC	RM
✓	✓	

Preparing a Quote Without Customer Frequencies





If preparing a quote before customer frequencies are known, please use the following:

Frequency Band (MHz)	Operation Mode	Frequency Plan	Lowest DVR-LX Transmit	Highest DVR-LX Transmit	Lowest DVR-LX Receive	Highest DVR-LX Receive	System (Mobile Radio) Frequencies
700	In-Band	A	770	771	800	801	Leave Blank
	Cross-Band						
800	In-Band	A1	861	862	816	817	Leave Blank
	Cross-Band	A					
VHF	In-Band	A	136	136.1	141	141.1	Leave Blank
	Cross-Band	A1					
VHF Simplex	In-Band	D1	136	136.1	136	136.1	Leave Blank
	Cross-Band	A					
UHF 380-430	In-Band	A1	380	380.1	390	390.1	Leave Blank
	Cross-Band	A					
UHF 380-430 Simplex	Cross-Band	A	380	380.1	380	380.1	Leave Blank
UHF 450-470	In-Band	A	455	455.1	450	450.1	Leave Blank
	Cross-Band						
UHF 450-470 Simplex	Cross-Band	A	455	455.1	455	455.1	Leave Blank

NOTE: This will allow the quoting process to continue but the order cannot be placed until the correct frequency plan and exact frequencies have been entered.

OR

Use the “**For Quoting Purposes**” field and set it to “**Yes**”.

<p>When “Yes” is selected, no Frequency Plan, or DVR-LX/Mobile frequencies need to be entered to create a quote.</p>	<p>To finalize the quote before moving to an order, select “No”, and fill in the frequency information.</p>
<div data-bbox="250 459 425 483">Frequency Information</div> <div data-bbox="293 510 807 531"> For Quoting Purposes <input type="radio"/> No <input checked="" type="radio"/> Yes </div> <div data-bbox="289 552 824 571"> When 'For Quoting Purposes' is set to Yes, frequency information is not required. In order for the </div> <hr/> <div data-bbox="250 634 313 655">Services</div> <div data-bbox="293 684 760 730"> Service Type <input type="radio"/> Standard <input checked="" type="radio"/> Essential </div>	<div data-bbox="906 453 1109 483">  Frequency Information </div> <div data-bbox="959 510 1438 531"> For Quoting Purposes <input checked="" type="radio"/> No <input type="radio"/> Yes </div> <div data-bbox="954 548 1450 567"> When 'For Quoting Purposes' is set to Yes, frequency information is not required. In order for the </div> <div data-bbox="959 577 1450 598"> Frequency Plan <input type="text" value="A"/> </div> <div data-bbox="954 617 1450 651"> Please refer to the Ordering Guide for details on each Frequency Plan, located here: Click Here If frequencies do not align with any of the available Frequency Plans, please contact a Sales Solu </div> <hr/> <div data-bbox="906 703 1092 732">  DVR-LX Frequencies </div> <div data-bbox="959 760 1450 781"> Lowest DVR-LX Transmit <input type="text" value="0.0"/> <div data-bbox="1320 793 1450 835">  Please enter a v value </div> </div> <div data-bbox="959 850 1450 871"> Highest DVR-LX Transmit <input type="text" value="0.0"/> <div data-bbox="1320 884 1450 926">  Please enter a v value </div> </div>

Selecting a Frequency Plan

Standard Frequency Plans

When the customer frequencies are known, follow the specified frequency requirements in the set of standard frequency plan diagrams to select the correct plan.

Custom Frequency Plans

When customer frequencies cannot meet all of the requirements of a standard frequency plan, this is a custom request. Please contact a [Sales Solution Specialist](#) to determine if a custom frequency plan is viable. If viable, a per unit custom charge is applicable.

Standard Frequency Plans

Frequency Band	Frequency Plan	Vehicle Mount	Suitcase	Rackmount
700MHz	In-Band Plan A	Yes	Yes	
	In-Band Plan B	Yes	Yes	
	In-Band Plan C	Yes	Yes	
	Cross-Band Plan A	Yes	Yes	
800MHz	In-Band Plan A1	Yes	Yes	
	In-Band Plan A2	Yes	Yes	
	In-Band Plan B	Yes	Yes	
	In-Band Plan C	Yes	Yes	
	Cross-Band Plan A	Yes	Yes	
VHF	In-Band Plan A	Yes	Yes	Yes
	In-Band Plan B	Yes	Yes	Yes
	Cross-Band Plan A1	Yes	Yes	Yes
	Cross-Band Plan A2	Yes	Yes	Yes
	Cross-Band Plan A3	Yes	Yes	Yes

Frequency Band	Frequency Plan	Vehicle Mount	Suitcase	Rackmount
VHF Simplex	In-Band Plan D1	Yes	Yes	
	In-Band Plan D2	Yes	Yes	
	In-Band Plan E1	Yes	Yes	
	In-Band Plan E2	Yes	Yes	
	Cross-Band Plan A	Yes		
UHF 380-430MHz	In-Band Plan A1	Yes	Yes	Yes
	In-Band Plan A2	Yes	Yes	Yes
	In-Band Plan A3	Yes	Yes	Yes
	In-Band Plan A4	Yes	Yes	Yes
	In-Band Plan B1	Yes	Yes	Yes
	In-Band Plan B2	Yes	Yes	Yes
	In-Band Plan B3	Yes	Yes	Yes
	In-Band Plan B4	Yes	Yes	Yes
	In-Band Plan C	Yes	Yes	Yes
	In-Band Plan D	Yes	Yes	Yes
	Cross-Band Plan A	Yes	Yes	Yes
	Cross-Band Plan B	Yes	Yes	Yes
UHF 380-430MHz Simplex	Cross-Band Plan A	Yes		
UHF 450-470MHz	In-Band Plan A	Yes	Yes	Yes
	In-Band Plan B	Yes	Yes	Yes
	Cross-Band Plan A	Yes	Yes	Yes
UHF 450-470MHz Simplex	Cross-Band Plan A	Yes		

700MHz Frequency Plans

DVR-LX 700MHz IN-BAND PLAN A	DVR-LX TX	DVR-LX RX	MSU TX		MSU RX	VM	SC	RM
Valid freq. range (MHz):	769 - 775	799 - 805	806 - 824		851 - 869	✓	✓	
Min. separation (MHz):								
Max. bandpass (MHz):								
Freq. pair spacing (MHz):								

DVR-LX 700MHz IN-BAND PLAN B	DVR-LX TX	MSU RX Range 1	DVR-LX RX	MSU TX Range 1	MSU TX Range 2	MSU RX Range 2	VM	SC	RM
Valid freq. range (MHz):	769 - 772	772 - 775	799 - 802	802 - 805	806 - 824	851 - 869	✓	✓	
Min. separation (MHz):									
Max. bandpass (MHz):									
Freq. pair spacing (MHz):									

DVR-LX 700MHz IN-BAND PLAN C	MSU RX Range 1	DVR-LX TX	MSU TX Range 1	DVR-LX RX	MSU TX Range 2	MSU RX Range 2	✓	✓	RM
Valid freq. range (MHz):	769 - 772	772 - 775	799 - 802	802 - 805	806 - 824	851 - 869			
Min. separation (MHz):									
Max. bandpass (MHz):									
Freq. pair spacing (MHz):									

DVR-LX 700MHz CROSS BAND PLAN A	MSU RX/TX	MSU RX/TX	DVR-LX TX	DVR-LX RX	VM	SC	RM
Valid freq. range (MHz):	VHF	UHF	769 - 775	799 - 805	✓	✓	
Max. bandpass (MHz):							
Freq. pair spacing (MHz):							

800MHz Frequency Plans

DVR - LX 800MHz IN-BAND PLAN A1	MSU RX Range 1	MSU TX Range 1	MSU TX Range 2	DVR-LX RX	MSU RX Range 2	DVR-LX TX	VM ✓	SC ✓	RM
Valid freq. range (MHz):	764 - 775	794 - 805	806 - 819	816 - 824	851 - 864	861 - 869			
Min. separation (MHz):				≥5		≥5			
Max. bandpass (MHz):				≤3		≤3			
Freq. pair spacing (MHz):	30		45		45				

DVR - LX 800MHz IN-BAND PLAN A2	MSU RX Range 1	MSU TX Range 1	DVR-LX RX	MSU TX Range 2	DVR-LX TX	MSU RX Range 2	VM ✓	SC ✓	RM
Valid freq. range (MHz):	764 - 775	794 - 804	806 - 814	811 - 824	851 - 859	854 - 869			
Min. separation (MHz):			≥10	≥5		≥5			
Max. bandpass (MHz):			≤3		≤3				
Freq. pair spacing (MHz):	30			45					

DVR - LX 800MHz IN-BAND PLAN B	MSU RX Range 1	MSU TX Range 1	MSU TX Range 2	DVR-LX RX	MSU RX Range 2	DVR-LX TX	VM ✓	SC ✓	RM
Valid freq. range (MHz):	764 - 775	794 - 805	806 - 821	809 - 824	851 - 864	854 - 869			
Min. separation (MHz):				≥3		≥3			
Max. bandpass (MHz):				≤1		≤1			
Freq. pair spacing (MHz):	30		45		45				

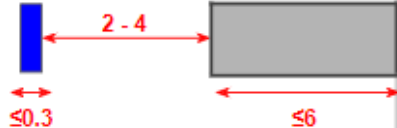
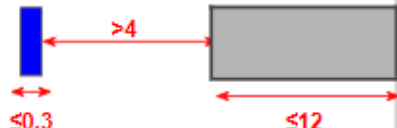
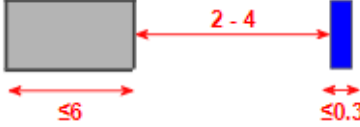
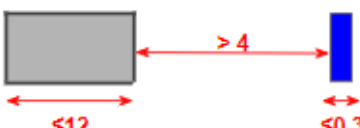

DVR - LX 800MHz IN-BAND PLAN C	MSU RX Range 1	MSU TX Range 1	DVR-LX RX	MSU TX Range 2	DVR-LX TX	MSU RX Range 2	VM ✓	SC ✓	RM
Valid freq. range (MHz):	N/A	N/A	806 - 821	809 - 824	851 - 866	854 - 869			
Min. separation (MHz):	No 700MHz		≥3		≥3				
Max. bandpass (MHz):			≤1		≤1				
Freq. pair spacing (MHz):				45					

DVR - LX 800MHz CROSS BAND PLAN A	MSU RX/TX	MSU RX/TX	DVR-LX RX	DVR-LX TX	VM ✓	SC ✓	RM		
Valid freq. range (MHz):	VHF	UHF	806 - 824	851 - 869					
Max. bandpass (MHz):			≤10	≤10					
Freq. pair spacing (MHz):				45					

VHF 136-174MHz Frequency Plans

DVR-LX VHF IN-BAND PLAN A		<table> <tr> <th>VM</th><th>SC</th><th>RM</th></tr> <tr> <td>✓</td><td>✓</td><td>✓</td></tr> </table>	VM	SC	RM	✓	✓	✓
VM	SC	RM						
✓	✓	✓						
DVR-LX VHF IN-BAND PLAN B		<table> <tr> <th>VM</th><th>SC</th><th>RM</th></tr> <tr> <td>✓</td><td>✓</td><td>✓</td></tr> </table>	VM	SC	RM	✓	✓	✓
VM	SC	RM						
✓	✓	✓						
DVR-LX VHF CROSS BAND PLAN A1		<table> <tr> <th>VM</th><th>SC</th><th>RM</th></tr> <tr> <td>✓</td><td>✓</td><td>✓</td></tr> </table>	VM	SC	RM	✓	✓	✓
VM	SC	RM						
✓	✓	✓						
DVR-LX VHF CROSS BAND PLAN A2		<table> <tr> <th>VM</th><th>SC</th><th>RM</th></tr> <tr> <td>✓</td><td>✓</td><td>✓</td></tr> </table>	VM	SC	RM	✓	✓	✓
VM	SC	RM						
✓	✓	✓						
DVR-LX VHF CROSS BAND PLAN A3		<table> <tr> <th>VM</th><th>SC</th><th>RM</th></tr> <tr> <td>✓</td><td>✓</td><td>✓</td></tr> </table>	VM	SC	RM	✓	✓	✓
VM	SC	RM						
✓	✓	✓						


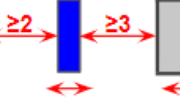



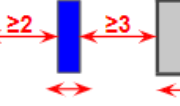
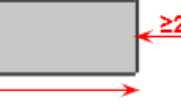


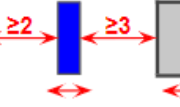



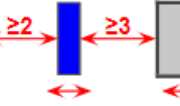


VHF 136-174MHz Simplex Frequency Plans

DVR-LX VHF IN-BAND PLAN SIMPLEX D1	DVR-LX TX/RX SIMPLEX	MSU TX/RX	VM	SC	RM
Valid freq. range (MHz):	136 - 174	136 - 174	✓	✓	
Separation (MHz):					
Max. bandpass (MHz):	≤0.3	≤6			
DVR-LX VHF IN-BAND PLAN SIMPLEX D2	DVR-LX TX/RX SIMPLEX	MSU TX/RX	VM	SC	RM
Valid freq. range (MHz):	136 - 174	136 - 174	✓	✓	
Min. separation (MHz):					
Max. bandpass (MHz):	≤0.3	≤12			
DVR-LX VHF IN-BAND PLAN SIMPLEX E1	MSU TX/RX	DVR-LX TX/RX SIMPLEX	VM	SC	RM
Valid freq. range (MHz):	136 - 174	136 - 174	✓	✓	
Separation (MHz):					
Max. bandpass (MHz):	≤6	≤0.3			
DVR-LX VHF IN-BAND PLAN SIMPLEX E2	MSU TX/RX	DVR-LX TX/RX SIMPLEX	VM	SC	RM
Valid freq. range (MHz):	136 - 174	136 - 174	✓	✓	
Min. separation (MHz):					
Max. bandpass (MHz):	≤12	≤0.3			
DVR-LX VHF CROSS BAND SIMPLEX PLAN A	DVR-LX TX/RX	MSU TX/RX	VM	SC	RM
Valid freq. range (MHz):	136 - 174	UHF	✓		
Max. bandpass (MHz):					
	≤0.3				

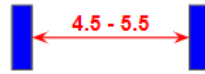



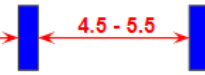


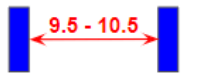


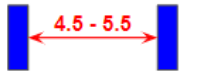

UHF 380-430MHz Frequency Plans

DVR-LX 380 - 430MHz IN-BAND PLAN A1	DVR-LX TX	MSU RX	DVR-LX RX	MSU TX	VM	SC	RM
Valid freq. range (MHz):	380 - 430	380 - 430	380 - 430	380 - 430	✓	✓	✓
Min. separation (MHz):							
Max. bandpass (MHz):							
DVR-LX 380 - 430MHz IN-BAND PLAN A2	DVR-LX TX	MSU TX	DVR-LX RX	MSU RX	VM	SC	RM
Valid freq. range (MHz):	380 - 430	380 - 430	380 - 430	380 - 430	✓	✓	✓
Min. separation (MHz):							
Max. bandpass (MHz):							
DVR-LX 380 - 430MHz IN-BAND PLAN A3	DVR-LX RX	MSU RX	DVR-LX TX	MSU TX	VM	SC	RM
Valid freq. range (MHz):	380 - 430	380 - 430	380 - 430	380 - 430	✓	✓	✓
Min. separation (MHz):							
Max. bandpass (MHz):							
DVR-LX 380 - 430MHz IN-BAND PLAN A4	DVR-LX RX	MSU TX	DVR-LX TX	MSU RX	VM	SC	RM
Valid freq. range (MHz):	380 - 430	380 - 430	380 - 430	380 - 430	✓	✓	✓
Min. separation (MHz):							
Max. bandpass (MHz):							




UHF 380-430MHz Frequency Plans (cont)

DVR-LX 380 - 430MHz IN-BAND PLAN B1	MSU RX	DVR-LX TX	MSU TX	DVR-LX RX	VM	SC	RM
Valid freq. range (MHz):	380 - 430	380 - 430	380 - 430	380 - 430	✓	✓	✓
Min. separation (MHz):							
Max. bandpass (MHz):	≤4	≤0.1	≤4	≤0.1			
DVR-LX 380 - 430MHz IN-BAND PLAN B2	MSU RX	DVR-LX RX	MSU TX	DVR-LX TX	VM	SC	RM
Valid freq. range (MHz):	380 - 430	380 - 430	380 - 430	380 - 430	✓	✓	✓
Min. separation (MHz):							
Max. bandpass (MHz):	≤4	≤0.1	≤4	≤0.1			
DVR-LX 380 - 430MHz IN-BAND PLAN B3	MSU TX	DVR-LX TX	MSU RX	DVR-LX RX	VM	SC	RM
Valid freq. range (MHz):	380 - 430	380 - 430	380 - 430	380 - 430	✓	✓	✓
Min. separation (MHz):							
Max. bandpass (MHz):	≤4	≤0.1	≤4	≤0.1			
DVR-LX 380 - 430MHz IN-BAND PLAN B4	MSU TX	DVR-LX RX	MSU RX	DVR-LX TX	VM	SC	RM
Valid freq. range (MHz):	380 - 430	380 - 430	380 - 430	380 - 430	✓	✓	✓
Min. separation (MHz):							
Max. bandpass (MHz):	≤4	≤0.1	≤4	≤0.1			

UHF 380-430MHz Frequency Plans (cont)

DVR-LX 380 - 430MHz IN-BAND PLAN C	DVR-LX TX/RX	DVR-LX RX/TX	MSU TX/RX	VM	SC	RM
Valid freq. range (MHz):	380 - 430	380 - 430	380 - 430	✓	✓	✓
Separation (MHz):						
Max. bandpass (MHz):	≤0.3	≤0.3	≤12			
DVR-LX 380 - 430MHz IN-BAND PLAN D	MSU TX/RX	DVR-LX TX/RX	DVR-LX RX/TX	VM	SC	RM
Valid freq. range (MHz):	380 - 430	380 - 430	380 - 430	✓	✓	✓
Separation (MHz):						
Max. bandpass (MHz):	≤12	≤0.3	≤0.3			
DVR-LX 380 - 430MHz CROSS BAND PLAN A	MSU TX/RX	DVR-LX TX/RX	DVR-LX RX/TX	VM	SC	RM
Valid freq. range (MHz):	VHF	380 - 430	380 - 430	✓	✓	✓
Separation (MHz):						
Max. bandpass (MHz):		≤0.3	≤0.3			
DVR-LX 380 - 430MHz CROSS BAND PLAN B	MSU TX/RX	DVR-LX TX/RX	DVR-LX RX/TX	VM	SC	RM
Valid freq. range (MHz):	VHF	380 - 430	380 - 430	✓	✓	✓
Separation (MHz):						
Max. bandpass (MHz):		≤0.3	≤0.3			

UHF 380-430MHz Simplex Frequency Plans

DVR-LX 380 - 430MHz CROSS BAND SIMPLEX PLAN A	MSU TX/RX	DVR-LX TX/RX	MSU TX/RX	VM	SC	RM
Valid freq. range (MHz):	VHF	380 - 430	700/800	✓		
Max. bandpass (MHz):						

UHF 450-470MHz Frequency Plans

DVR-LX 450 - 470MHz IN-BAND PLAN A	DVR-LX TX/RX	DVR-LX RX/TX	MSU TX/RX	VM	SC	RM
Valid freq. range (MHz):	450 - 470	450 - 470	450 - 470	✓	✓	✓
Separation (MHz):						
Max. bandpass (MHz):	≤0.3	≤0.3	≤12			

DVR-LX 450 - 470MHz IN-BAND PLAN B	MSU TX/RX	DVR-LX TX/RX	DVR-LX RX/TX	VM	SC	RM
Valid freq. range (MHz):	450 - 470	450 - 470	450 - 470	✓	✓	✓
Separation (MHz):						
Max. bandpass (MHz):	≤12	≤0.3	≤0.3			

DVR-LX 450 - 470MHz CROSS BAND PLAN A	MSU TX/RX	DVR-LX TX/RX	DVR-LX RX/TX	MSU TX/RX	VM	SC	RM
Valid freq. range (MHz):	VHF	450 - 470	450 - 470	700/800	✓	✓	✓
Separation (MHz):							
Max. bandpass (MHz):		≤0.3	≤0.3				

UHF 450-470MHz Simplex Frequency Plans

DVR-LX 450 - 470MHz CROSS BAND SIMPLEX PLAN A	MSU TX/RX	DVR-LX TX/RX	MSU TX/RX	VM	SC	RM
Valid freq. range (MHz):	VHF	450 - 470	700/800	✓		
Max. bandpass (MHz):		≤0.3				

Main Models: Dropship to New Part Numbers Mapping

The table below shows the mapping between the old dropship part numbers and the new model and option numbers. To compare a new quote to an older quote with dropship part numbers, each dropship number will map to 1 or more of the following:

- Main Model
 - In-Band option (if applicable)
 - Suitcase option (if applicable)
 - Rackmount option (if applicable)
 - Custom Frequency Plan (if applicable) TT06580AA->QA09537AA
- APX Mobile Radio

Compatible Mobile Radio	Dropship #	Mobile Radio (CPQ)	Option #
APX™2500/4500/5500/6500	TT05715AA	Single Band	QA09359AA
APX™7500	TT05716AA	Dual Band (APX 7500)	QA09260AA
APX™8500	TT06279AA	All Band (APX 8500)	QA09261AA

700MHz	Dropship #	Main Model	In-Band Option	Suitcase or Rackmount Option
In-Band Plan A Vehicle Mount	TT3793A	M93USS9PW1AN	QA09344AA	
In-Band Plan B Vehicle Mount	TT3794A			
In-Band Plan C Vehicle Mount	TT3795A			
In-Band Plan A Suitcase	TT3796A	M93USS9PW1AN	QA09345AA	Depending on Voltage Supply and Control Head, one of the following: QA09408AA QA09409AA QA09412AA QA09413AA
In-Band Plan B Suitcase	TT3797A		or	
In-Band Plan C Suitcase	TT3798A		QA09346AA with APX8500	
Cross-Band Vehicle Mount	TT3799A	M93USS9PW1AN		
Cross-Band Suitcase	TT3800A	M93USS9PW1AN		Depending on Voltage Supply, Mobile Radio and Control Head, one of the following: QA09400AA QA09401AA QA09402AA QA09403AA QA09404AA QA09405AA QA09406AA QA09407AA

800MHz	Dropship #	Main Model	In-Band Option	Suitcase or Rackmount Option
In-Band Plan A Vehicle Mount	TT3887A	M93VSS9PW1AN	QA09344AA	
In-Band Plan B Vehicle Mount	TT3888A			
In-Band Plan C Vehicle Mount	TT3889A			
In-Band Plan A Suitcase	TT3890A	M93VSS9PW1AN	QA09345AA	Depending on Voltage Supply and Control Head, one of the following: QA09408AA QA09409AA QA09412AA QA09413AA
In-Band Plan B Suitcase	TT3891A		or	
In-Band Plan C Suitcase	TT3892A		QA09346AA with APX8500	
Cross-Band Vehicle Mount	TT3893A	M93VSS9PW1AN		
Cross-Band Suitcase	TT3894A	M93VSS9PW1AN		Depending on Voltage Supply, Mobile Radio and Control Head, one of the following: QA09400AA QA09401AA QA09402AA QA09403AA QA09404AA QA09405AA QA09406AA QA09407AA

VHF	Dropship #	Main Model	In-Band Option	Suitcase or Rackmount Option
In-Band Plan A Vehicle Mount	TT3859A	M93KSS9PW1AN	QA09272AA	
In-Band Plan B Vehicle Mount	TT3860A			
In-Band Plan C Vehicle Mount	TT3861A			
In-Band Plan A Suitcase	TT3864A	M93KSS9PW1AN	QA09351AA	Depending on Voltage Supply, Mobile Radio and Control Head, one of the following: QA09408AA QA09409AA QA09412AA QA09413AA
In-Band Plan B Suitcase	TT3865A			
In-Band Plan C Suitcase	TT3866A			
In-Band Plan A Rackmount	TT3926A	M93KSS9PW1AN	QA09272AA	Depending on Duplexer, Alarm Capability and Power Amplifier, one of the following: QA09612AA QA09613AA QA09614AA QA09615AA
In-Band Plan B Rackmount	TT3926A			
In-Band Plan C Rackmount	TT3926A			
In-Band Plan D Vehicle Mount	TT3862A	M93KSS9AW1AN (Simplex)	QA09348AA or QA09272AA (flat mount)	
In-Band Plan E Vehicle Mount	TT3863A			
In-Band Plan D Suitcase	TT3867A	M93KSS9AW1AN (Simplex)	QA09352AA	Depending on Voltage Supply, Mobile Radio and Control Head, one of the following: QA09408AA QA09409AA QA09412AA QA09413AA
In-Band Plan E Suitcase	TT3868A			
Cross-Band Plan A Vehicle Mount	TT3869A	M93KSS9PW1AN		
Cross-Band Plan A Suitcase	TT3870A	M93KSS9PW1AN		Depending on Voltage Supply, Mobile Radio and Control Head, one of the following: QA09400AA QA09401AA QA09402AA QA09403AA QA09404AA QA09405AA QA09406AA QA09407AA
Cross-Band Plan A Rackmount	TT3928A	M93KSS9PW1AN		Depending on Duplexer, Alarm Capability and Power Amplifier, one of the following: QA09616AA QA09617AA QA09618AA QA09619AA
Cross-Band Simplex Vehicle Mount	TT4007A	M93KSS9AW1AN (Simplex)		

UHF 380-430MHz	Dropship #	Main Model	In-Band Option	Suitcase or Rackmount Option
In-Band Plan A Vehicle Mount	TT3871A	M93PSS9PW1AN	QA09272AA	
In-Band Plan B Vehicle Mount	TT3872A			
In-Band Plan C Vehicle Mount	TT3873A			
In-Band Plan D Vehicle Mount	TT3874A			
In-Band Plan A Suitcase	TT3875A	M93PSS9PW1AN	QA09355AA	Depending on Voltage Supply, Mobile Radio and Control Head, one of the following: QA09408AA QA09409AA QA09412AA QA09413AA
In-Band Plan B Suitcase	TT3876A			
In-Band Plan C Suitcase	TT3877A			
In-Band Plan D Suitcase	TT3878A			
In-Band Plan A Rackmount	TT3929A	M93PSS9PW1AN	QA09741AA or QA09773AA (depending on frequency plan)	Depending on Duplexer, Alarm Capability and Power Amplifier, one of the following: QA09612AA QA09613AA QA09614AA QA09615AA
In-Band Plan B Rackmount	TT3929A			
In-Band Plan C Rackmount	TT3929A			
In-Band Plan D Rackmount	TT3929A			
Cross-Band Plan A Vehicle Mount	TT3879A	M93PSS9PW1AN		
Cross-Band Plan B Vehicle Mount	TT3880A			
Cross-Band Plan A Suitcase	TT3897A	M93PSS9PW1AN		Depending on Voltage Supply, Mobile Radio and Control Head, one of the following: QA09400AA QA09401AA QA09402AA QA09403AA QA09404AA QA09405AA QA09406AA QA09407AA
Cross-Band Plan B Suitcase	TT3898A			
Cross-Band Plan A Rackmount	TT3930A	M93PSS9PW1AN		Depending on Duplexer, Alarm Capability and Power Amplifier, one of the following: QA09616AA QA09617AA QA09618AA QA09619AA
Cross-Band Plan B Rackmount	TT3930A			
Cross-Band Simplex Vehicle Mount	TT4008A	M93PSS9AW1AN (Simplex)		

UHF 450-470MHz	Dropship #	Main Model	In-Band Option	Suitcase or Rackmount Option
In-Band Plan A Vehicle Mount	TT3881A	M93RSS9PW1AN	QA09272AA	
In-Band Plan B Vehicle Mount	TT3882A			
In-Band Plan A Suitcase	TT3883A	M93RSS9PW1AN	QA09355AA	Depending on Voltage Supply, Mobile Radio and Control Head, one of the following: QA09408AA QA09409AA QA09412AA QA09413AA
In-Band Plan B Suitcase	TT3884A			
In-Band Plan A Rackmount	TT3931A	M93RSS9PW1AN	QA09773AA or QA09742AA (depending on frequency plan)	Depending on Duplexer, Alarm Capability and Power Amplifier, one of the following: QA09612AA QA09613AA QA09614AA QA09615AA
In-Band Plan B Rackmount	TT3931A			
Cross-Band Plan A Vehicle Mount	TT3885A	M93RSS9PW1AN		
Cross-Band Plan A Suitcase	TT3886A	M93RSS9PW1AN		Depending on Voltage Supply, Mobile Radio and Control Head, one of the following: QA09400AA QA09401AA QA09402AA QA09403AA QA09404AA QA09405AA QA09406AA QA09407AA
Cross-Band Plan A Rackmount	TT3932A	M93RSS9PW1AN		Depending on Duplexer, Alarm Capability and Power Amplifier, one of the following: QA09616AA QA09617AA QA09618AA QA09619AA
Cross-Band Simplex Vehicle Mount	TT4009A	M93RSS9AW1AN (Simplex)		

Standalone Accessories

Feature Licenses

NOTES: All serial numbers must be provided at the time of order.
Feature license(s) are not transferable between units.
If a feature license file(s) is lost, it must be re-purchased.

Name	Description	Option # (Old Dropship#)
Authentication	<p>Portable Link Layer authentication through the DVR-LX® prevents unauthorized portables accessing the radio network (per unit)</p> <p>Required:</p> <ul style="list-style-type: none"> • Tier 3: P25 Enhanced Trunking Operation • DVR-LX® software release 1.51 or greater • Mobile and portable to be running compatible firmware version (R20.02.00) 	<p>DVR-LX: HKVN4960A (DDN3117A)</p> <p>DVR: HKVN4969A (DDN3114A)</p>
RM-OTAP	<p>Enables the operator to perform firmware and configuration updates on each DVR-LX® unit using Motorola Radio Management via the Mobile Radio.</p> <p>Required:</p> <ul style="list-style-type: none"> • DVR-LX® software release 1.60 or greater • Mobile to be running compatible firmware version (R21.01.00 or greater) 	<p>DVR-LX: HKVN4961A (DDN3118A)</p> <p>DVR: HKVN4968A (DDN3115A)</p>
PSU Conventional Scan (Bulk Order)	<p>Enables an enhanced PSU to support conventional scan while the DVR-LX® is configured as its system type.</p> <p>Required:</p> <ul style="list-style-type: none"> • PSU Option DVRS Enabled PSU QA00631 • PSU Option DVRS PSU Conventional Scan HA00677 • DVR-LX® software release 1.61 or greater • Mobile and portable to be running compatible firmware version (R21.20.00 or greater) <p>Note: To qualify for bulk order, all serial numbers must be provided at the time of order. This license will only be applicable to the serial numbers provided. Should the customer fail to provide the serial numbers for all units at the time of order, the customer must place a new order when the remaining serial numbers are available.</p>	<p>DVR-LX: HKVN4965A (DDN3175A)</p> <p>DVR: HKVN4967A (DDN3173A)</p>

SmartConnect In-Vehicle Range Extension	<p>Enables a “DVRs enabled” PSU to maintain voice and emergency services when SmartConnect MSU is connected via broadband (LTE, SAT, Wi-Fi) (per unit)</p> <p>Required:</p> <ul style="list-style-type: none"> • SmartConnect GA01630 • DVRs MSU GA00631 • Y CABLE GA01779 • DVR-LX® software release 1.24 or greater • Mobile and portable to be running compatible firmware version (R23.00.00 or greater) 	<p>DVR-LX: HKVN4963A (DDN3230A)</p>
GPS Driven Deactivation	<p>Enables a DVR-LX® to be deactivated by a pre-configured GPS based (Speed & Distance) threshold to decide when to deactivate the primary DVR-LX®. (Per Unit)</p> <p>Required:</p> <ul style="list-style-type: none"> • DVR-LX® compatibility software release 1.27 or greater • Mobile to be running compatible firmware version (R24.00.00 or greater) • Mobile GPS Activation GA00229 	<p>DVR-LX: HKVN4964A (DDN3263A)</p> <p>DVR: HKVN4966A (DDN3261A)</p>

Cables

Name	Description	Option # (Old Dropship#)
Programming Cable	For use with DVR/DVR-LX® Details: 10ft (PN AK672-3-R)	VKN0039A (DDN9025A)
Options Cable (Stacked) SPARE	For use with stacked vehicle mount DVR/DVR-LX® Details: 2.5ft (PN 7W083X06-01)	VKN0029A (DDN9031A)
Options Cable (Flat) SPARE	For use with flat vehicle mount DVR/DVR-LX® Details: 2.5ft (PN 7W083X84-01)	VKN0030A
RF Switch Cable SPARE	For use with in-band vehicle mount DVR/DVR-LX® Details: 1ft (PN 7W083X09-01)	VKN0028A (DDN9032A)
VR to MSU Control Cable (Stacked Mount) SPARE	Connects a stacked vehicle mount DVR/DVR-LX® to the APX mobile radio Details: 3ft (PN 7W083X05-01= 1W083B13-01)	3ft: VKN0038A 5ft: VKN0036A 10ft: VKN0035A 15ft: VKN0034A 20ft: VKN0033A 25ft: VKN0037A (DDN9028B)
VR to MSU Control Cable (Flat Mount) SPARE	Connects a flat vehicle mount DVR/DVR-LX® to the APX mobile radio Details: 3ft (PN 7W083X83-01)	3ft: VKN0047A 5ft: VKN0045A 10ft: VKN0044A 15ft: VKN0043A 20ft: VKN0042A 25ft: VKN0046A (DDN2645A)
Control Head to MSU Cable SPARE	Connects the control head to the MSU; Ideal for Suitcase Details: 2ft	HKN6245A
VR to VR Notch Filter Cable SPARE	Connects the vehicle mount DVR/DVR-LX® to DVR/DVR-LX® in-band filter Details: 3ft (PN 7W083X16-01)	VKN0027A (DDN9033A)
MSU to MSU Notch Filter Cable SPARE	Connects the vehicle mount non-APX™8500 MSU to the MSU in-band filter Details: 3ft (PN 7W083X17-01)	VKN0026A (DDN9034A)
APX™8500 to MSU Notch Filter Cable SPARE	Connects the vehicle mount APX™8500 MSU to the MSU in-band filter Details: 3ft (PN 7W900X94-02)	VKN0040A (DDN2719A)
DC Power Cable (Stacked) SPARE	For use with stacked vehicle mount Details: 18ft (PN 1W083A01-01)	VKN0031A (DDN9030A)
DC Power Cable (Flat) SPARE	For use with flat vehicle mount Details: 18ft (PN 1W083A02-01)	VKN0032A

Vehicle Installation Kits

NOTE: Spare installation kit includes fuse installation kit, DVR-LX® power cable and a mini UHF Male RA connector (PN 7K093X01).

Name	Description	Option # (Old Dropship#)
Cross-band Stacked Installation Kit SPARE	Operation Mode: Cross-band Mount Type: Stacked Freq Band: Any band except Simplex	VBN0011A (DDN3274A)
In-band Stacked Installation Kit SPARE	Operation Mode: In-band Mount Type: Stacked Freq Band: Any band except Simplex	VBN0010A (DDN3274A)
Cross-band Simplex Stacked Installation Kit SPARE	Operation Mode: Cross-band Mount Type: Stacked Freq Band: VHF Simplex, UHF 380-430MHz Simplex, UHF 450-470MHz Simplex	VBN0009A (DDN3274A)
Cross-band Flat Installation Kit SPARE	Operation Mode: Cross-band Mount Type: Flat Freq Band: Any band except Simplex	VBN0008A (DDN3274A)
In-band Flat Installation Kit SPARE	Operation Mode: Cross-band Mount Type: Flat Freq Band: Any band except Simplex	VBN0007A (DDN3274A)
Cross-band Flat Simplex Installation Kit SPARE	Operation Mode: Cross-band Mount Type: Flat Freq Band: VHF Simplex, UHF 380-430MHz Simplex, UHF 450-470MHz Simplex	VBN0006A (DDN3274A)

Antennas

Name	Description	Option # (Old Dropship#)
VEHICLE ROOF/TRUNK MOUNT ANTENNAS- UNITY GAIN (0dBd)		
VHF Unity Gain Antenna	136 – 144MHz	HAD4006A
VHF Unity Gain Antenna	144 – 150.8MHz	HAD4007A
VHF Unity Gain Antenna	150.8 – 162MHz	HAD4008A
VHF Unity Gain Antenna	162 – 174MHz	HAD4009A
UHF Unity Gain Antenna	380 – 433MHz	HAE6012A
UHF Unity Gain Antenna	450 – 470MHz	HAE4003A
700/800MHz Unity Gain Antenna	764 – 870MHz	HAF4016A
MAG MOUNT ANTENNAS- UNITY GAIN (0dBd)		
VHF Unity Gain Mag Mount Antenna	For use with vehicle mount APX8500 mobile radio Freq Range: 136 – 174MHz	VAD0001A (DDN9014A)
VHF Unity Gain Mag Mount Antenna	For use with vehicle mount DVR-LX and non-APX8500 mobile radio Freq Range: 136 – 174MHz	VAD0002A (DDN9014A)
VHF Unity Gain Mag Mount Antenna	For use with suitcase DVR-LX and mobile radio Freq Range: 136 – 174MHz	VAD0003A (DDN9014A)
UHF Unity Gain Mag Mount Antenna	For use with vehicle mount APX8500 mobile radio Freq Range: 380 – 520MHz	VAE0001A (DDN9015A)
UHF Unity Gain Mag Mount Antenna	For use with vehicle mount DVR-LX and non-APX8500 mobile radio Freq Range: 380 – 520MHz	VAE0002A (DDN9015A)
UHF Unity Gain Mag Mount Antenna	For use with suitcase DVR-LX and mobile radio Freq Range: 380 – 520MHz	VAE0003A (DDN9015A)
700/800MHz Unity Gain Mag Mount Antenna	For use with vehicle mount APX8500 mobile radio Freq Range: 764 – 869MHz	VAF0001A (DDN9016A)
700/800MHz Unity Gain Mag Mount Antenna	For use with vehicle mount DVR-LX and non-APX8500 mobile radio Freq Range: 764 – 869MHz	VAF0002A (DDN9016A)
700/800MHz Unity Gain Mag Mount Antenna	For use with suitcase DVR-LX and mobile radio Freq Range: 764 – 869MHz	VAF0003A (DDN9016A)

Suitcase Accessories

Name	Description	Option # (Old Dropship#)
Suitcase AC Power Cable 120VAC SPARE	(PN 7W077X17-01)	VKN0048A (DDN9525A)
Suitcase AC Power Cable 220VAC SPARE	(PN 7W077X44-01)	VKN0049A (DDN9525A)
Suitcase DC Power Cable SPARE	(PN 7W077X32-01)	VKN0025A (DDN9524A)
Suitcase Battery Backup	with Universal Charger, 2HRS (50:50 TX-RX DUTY RATIO)	VBN0004A (DDN9011A)
Battery Backup DC Power Cable	(PN 7W077X11-01)	VKN0041A (DDN2646A)
Battery Backup Charger		VPN0001A (DDN2334A)
Zippered Pouch	For accessory cables (PN 3Y088B01-01)	VLN0001A (DDN2335A)

APX™8500 Interface Kits

Use the Interface Kit Selection tool [available here for download](#) under Ordering Guide header to determine which (if any) kit and installation drawing are required.

Name	Description	Option # (Old Dropship#)
Single Triplexer Kit		H1919
Single Triplexer w Relay Kit	For use with VHF Cross-Band	VFN0006A (DDN2658A)
Single Triplexer w Relay Kit	For use with UHF Cross-Band	VFN0005A (DDN2658A)
Single Triplexer w Relay Kit	For use with 700/800MHz Cross-Band	VFN0004A (DDN2658A)
Dual Triplexer Kit	For use with Cross-Band	VFN0008A (DDN2657A)
Dual Triplexer Kit	For use with In-Band	VFN0007A (DDN2657A)
Dual Triplexer w Relay Kit	For use with VHF Cross-Band	VFN0003A (DDN2659A)
Dual Triplexer w Relay Kit	For use with UHF Cross-Band	VFN0002A (DDN2659A)
Dual Triplexer w Relay Kit	For use with 700/800MHz Cross-Band	VFN0001A (DDN2659A)
Relay Kit??? Not in acc tab	For use with Cross-Band	VLN0005A (DDN2808A)

Training

Name	Description	Option # (Old Dropship#)
Basic Training (1 Day)	<p>Includes soft copy of training materials. Customized training available subject to content and price negotiation.</p> <p>Training the Trainer/End User Provides a general overview of Mobile Repeater solutions with respect to the agency's particular use case. Best practices highlighted for common deployment scenarios. Participants will receive hands-on training for practical operation and control.</p> <p>Requirements: a minimum of 1 DVR-LX® to be tested and in use on the system.</p> <p>OR</p> <p>Technical and Programming Training Provides radio technicians an in-depth understanding on how the DVR-LX® is integrated into the everyday operation of the agency. Focuses on code plug compatibility, Futurecom Repeater Configurator (FRC) software functionality and programming for optimal end user experience.</p> <p>Requirements: a minimum of two fully functioning Portable radios (PSUs) programmed to the current system and at least one functional DVRS setup. DVRS setup includes a DVR-LX® and a mobile radio (MSU) set.</p> <p>Requirement: Contact debra.oster@motorolasolutions.com or maria.tabladillo@motorolasolutions.com from the Worldwide Education organization to coordinate a training session. Please note that the lead time is ~180 days.</p>	PSV01S04246A (DDN3699A)
Extended Training	<p>1 additional day of on-site and/or virtual training</p> <p>Requirements: Basic Training</p>	PSV01S04247A (DDN3700A)

Warranties & Services

NOTE: Warranties can be ordered as standalone up to 90 days after product purchase through after the fact purchase process.

Name	Description	Option #
Essential Services	Available for vehicle, suitcase and rackmount	LSV01S04105A
Essential Services with Accidental Damage	Available for vehicle and suitcase	LSV01S04108A
Installation Services		LSV01Q03645A
Programming Services		LSV01Q03648A
Professional Services	Deployment Optimization	LSV01Q03650A